




SMD CRYSTAL OSCILLATOR



D3SL Series

3225 HCSL OSC



FEATURES

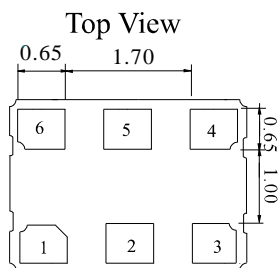
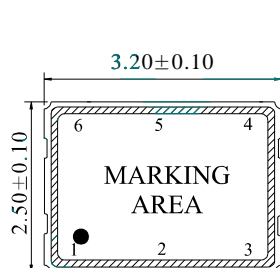
- 3.2*2.5*1.2mm package
- Tri-State function available
- Low Jitter and Noise
- HCSL output
- Ideal for Fiber-optic communication applications, FTTH and SONET/SDH applications, Sever, FCHBA, Fibre Channel, Gigabit Ethernet, and Serial ATA

Electrical Specifications

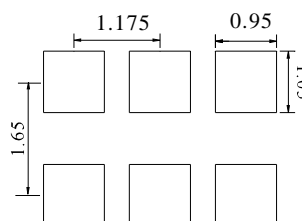
| Parameter | Condition | D3SL |
|-------------------------------|------------------------------------|--|
| Frequency Range | F ₀ | 25~212.5MHz |
| Output Specification | | HCSL |
| Frequency Stability* | All Condition | ±25ppm, ±50ppm, ±100ppm |
| Operating Temperature Range | T _{OPR} | -20°C~+70°C(-40°C~+85°C option) |
| Storage Temperature Range | T _{STG} | -55°C~+125°C |
| Power supply Voltage | V _{DD} | 3.3V+/-5% 2.5V+/-5% |
| Supply Current | I _{DD} | 90mA Max |
| Output Symmetry | Sym | At ½V _{pp} 40/60%(45/55% Option) |
| Rise time | T _r | 20%V _{pp} ~80%V _{pp} 1nS Max |
| Fall Time | T _f | 80%V _{pp} ~20%V _{pp} 1nS Max |
| Output Voltage | V _{OH} V _{OL} | 0.74V Typ. 0V Typ. |
| Output Load | | 50 ohm |
| Integrated phase jitter (RMS) | Integrated 12KHz to 20MHz | 1pS Max |
| Start Time | T _s | 10mS Max |
| Aging(First Year) | 25°C ±3°C | ±2ppm Max |
| Pin 1,tri-state function | | Pin 1=H or open....Output active at pin 4,5 Pin 1=L.....high impedance at pin 4,5 |
| Packing Unit | | 3000pcs/reel |

*Include: 25°C tolerance, operating temperature range, input voltage change, aging, load change, shock and vibration

Mechanical Dimensions(mm)

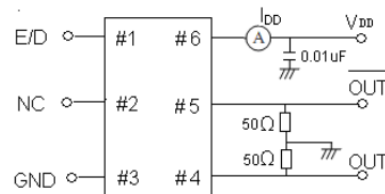


Recommended Solder Pattern

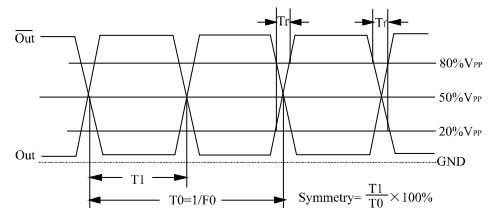


| Pin | Connection |
|-----|-----------------|
| #1 | Tri-State |
| #2 | N.C. |
| #3 | GND |
| #4 | Comp. Output |
| #5 | Out |
| #6 | V _{DD} |

Test Circuit



Output Waveform



**Note: 0.01uF bypass capacitor should be placed between V_{DD}(Pin6) and GND(Pin3) to Minimize power supply line noise